

S900/S950

Stainless steel braided hose for incoming water connections. With a superior exterior stainless steel finish and an incorporated high quality EDPM, this hose has a 10 bar working pressure. Available in 300mm and 600mm. Nett Weight: 0.10kg



V915P/V910P

A 4.5 liter dilution trap for discharge system. Made of polypropylene and with three 51mm inlets. Available in black polypropylene and clear base. Weight: 1.00kg



MS 600 / 605 WASTE STAND TUBE

Our overflow waste stand tubes are injection moulded from polypropylene co-polymer resin. Used together with sink waste. Available in 158 and 258mm length. Nett weight: 0.04kg



MS 820 PLUG AND CHAIN

Drain plug are injection moulded from polypropylene co-polymer resin and attached to either 500mm long ball chain or stainless steel link chain. Nett weight: 0.02kg



MS 70P PLUG HOLDER

This draining plug is moulded from polypropylene and is attached with a holder for easy removing of the plug. Nett weight: 0.01kg



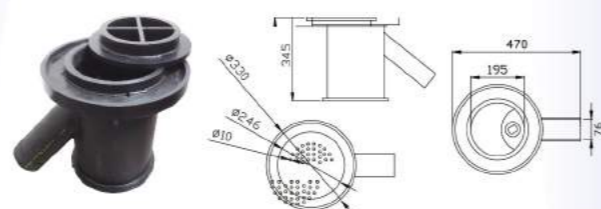
CERAMIC LAB SINK

Available in white only.
MS 440 size: 400mm x 400mm x 225mm (L x W x H)
MS 560 size: 560mm x 360mm x 225mm (L x W x H)



PP060 GULLY TRAP

430mm x 330mm x 340mm (L x W x H)
The wastewater from sink is piped to a gully trap before emptying into the sewer. Gully trap is a basin in the ground with a water seal to prevent foul odours of the sewer reaching the surface. Gully traps are buried in the ground with the tops or surround raised above ground level to prevent ground water entering into the sewer. Weight: 6.40kg



V 940/930 NEUTRALISATION TANK

V940/930 Neutralisation is made of Fibre Reinforced Polyester. Tanks are designed to a receive, dilute and neutralise concentrated corrosive and harmful chemical waste before discharging into public sewers. Available in 25 and 95 litres capacity, these tanks are widely integrated in the affluent discharge system in laboratories for schools and universities.



V 220 NEUTRALISATION TANK

V 220 Neutralisation tank is a polypropylene injection moulded tank designed to receive, dilute and neutralise concentrated corrosive and harmful chemical waste before discharging into public sewers. Compact in size, it is suitable for small scale laboratory operations. Reinforced cover and body with anti-slip bead allows tank to be install in high traffic areas. All units will come a residue basket with 20 kilograms of limestone. Optional pressure relief vent can be added upon request. Size: 439 x 337 x 390mm



DRYING RACK / PEGBOARD

M60 Stainless Steel 304 Drying Rack - Made of high quality stainless steel, with an aesthetically beautiful polished finish, this drying rack is for every laboratory. The adjustable polypropylene pegs can dry almost every shape of apparatus in your laboratory. Comes in size of 520mm x 550mm x 45mm with 25 affixed pegs.

M31 Polypropylene Drying Rack - A more affordable drying rack, the M31 is made of high quality polypropylene. This drying rack is resistant to various type of chemicals. Comes in size of 400mm x 550mm x 110mm with 27 affixed pegs.



www.method.com.my /
www.lab-manufacturer.com



LABORATORY

SINKS, DRIP CUPS AND ACCESSORIES



Method Enterprise Sdn. Bhd. (195209-M)

+603 5122 1818 +603 5122 8899 sales@method.com.my

METHOD's range of chemical resistant sinks and waste fittings are injection moulded from virgin quality polypropylene (P.P) co-polymer. Polypropylene has superior resistance to numerous acids, alkalines, reagents and solvents making it ideal for use in today's demanding laboratories. The lightweight feature of these sinks and fittings makes installation easy and accommodative to various designs and requirements of a laboratory workbench.

• Dimensions are subjected to change without prior notice. • All dimensions in millimeters (mm) unless stated



MS 313 LAB SINK

350mm x 350mm x 235mm (L x W x H)
Injection moulded from polypropylene co-polymer resin, with a self draining base. This squarish P.P. sink blends well into any laboratory workbench. Extremely durable.
Nett weight: 1.70kg



MS 401 LAB SINK

420mm x 320mm x 215mm (L x W x H)
Injection moulded from polypropylene co-polymer resin, with a self draining base. Designed for mounting on top or underside of work benches.
Nett weight: 1.60kg




MS 808 LAB SINK

560mm x 355mm x 230mm (L x W x H)
Our rectangular sinks with its self draining base are injection moulded from polypropylene co-polymer resin. Designed for mounting on top or underside of work benches. Nett weight: 2.70kg



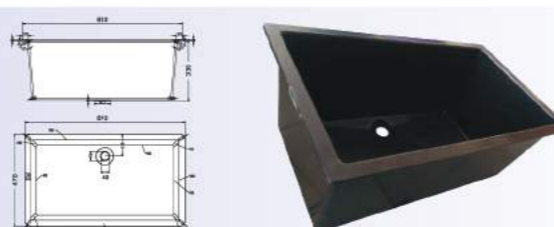
MS 505 LAB SINK

552mm x 400mm x 235mm (L x W x H)
Our rectangular MS 505 sinks are made of polypropylene co-polymer resin. Lightweight and superior in chemical resistance makes this sink ideal for use even in the most demanding laboratories. Nett weight: 2.30kg



MS 900 SINK

810mm x 470mm x 330mm (L x W x H)
The largest polypropylene sink offered, it is suitable for cleansing of larger items. Very popularly used in island benches. Comes with a special waste and plug. Only available in black colour.
Nett Weight: 5.40kg



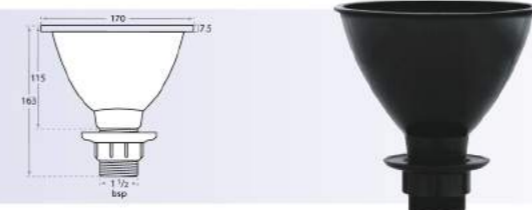
MX65 / MP65 / MP65 (V) FLEXIBLE HOSE

A flexible connection hose for waste discharge specially designed for laboratory use. Made of polypropylene and available in various lengths, it is easy to install. Offered in lengths of 420, 530 and 690mm. Available for normal or vulcathene equivalent connection.
Nett weight: 0.10kg



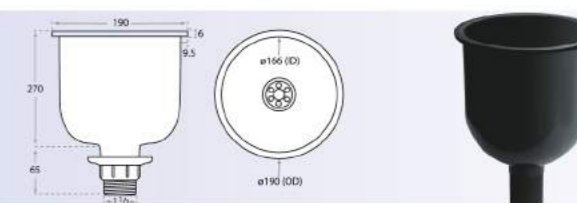
MD 150 ROUND DRIP CUP

These 170mm circular drip cups are injection moulded from polypropylene co-polymer resin and very suitable for fume cupboard work-tops. Supplied complete with back-nut. Nett weight: 0.23kg



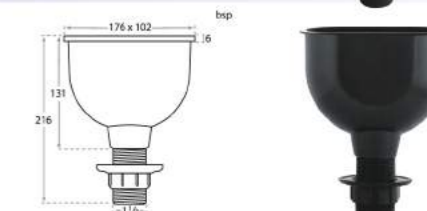
PP 70D ROUND DRIP CUP

Our new PP 70D round drip cup is made of polypropylene and suitable to be used for fume hoods and to replace larger sinks when space is a constraint. Nett weight: 0.30kg



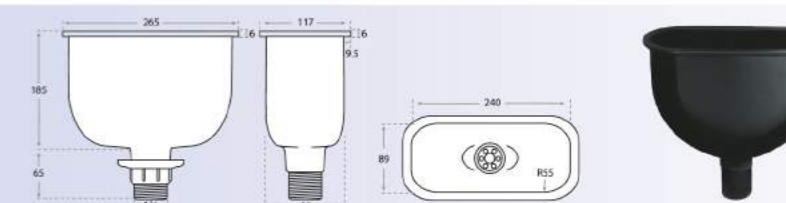
MM 22 OVAL DRIP CUP

Our oval-shaped drip cups are commonly used on work-tops of fume hoods. Injection moulded from polypropylene co-polymer resin. Supplied complete with back-nut. Nett weight: 0.28kg



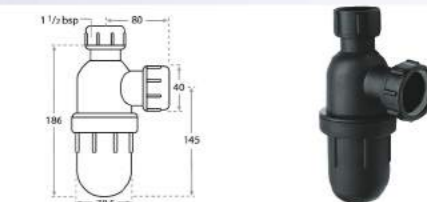
PP 80D OVAL DRIP CUP

Our PP 80D oval drip cups are made of polypropylene co-polymer resin. This drip cup type is larger and suitable for fume hood and reagent shelves drainage. Nett weight: 0.32kg



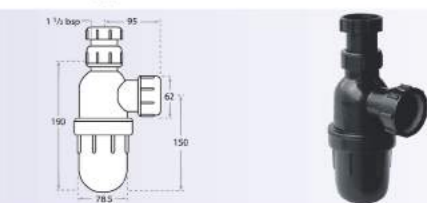
MT 800 ANTI-SIPHON BOTTLE TRAP

Injection moulded from polypropylene co-polymer resin, this anti-siphon bottle trap come with inlet of 1 1/2" bsp connection. Nett weight: 0.18kg



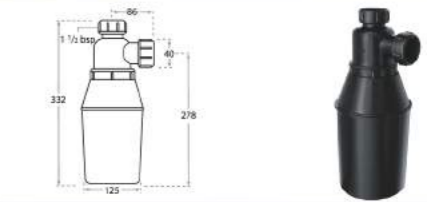
MV 88 ANTI-SIPHON BOTTLE TRAP

Injection moulded from polypropylene co-polymer resin, this bottle trap inlet is adjustable, 40mm to 100mm to accommodate varying height differences for connection to outlet. Suitable to be used with Vulcathene or equivalent chemical waste discharge pipe system. Nett weight: 0.27kg



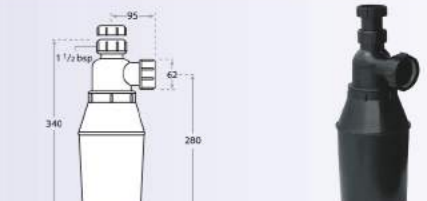
MT 2300 DILUTION RECOVERY TRAP

MT 2300 is injection moulded from polypropylene co-polymer resin, this dilution recovery trap has a capacity of 2.3 litres. Nett weight: 0.42kg



MT 2300V DILUTION RECOVERY TRAP

Injection moulded from polypropylene co-polymer resin. This trap has a capacity of 2.3 litres and an adjustable inlet to accommodate varying height connection of the outlet. Suitable to be used with Vulcathene or equivalent chemical waste discharge pipe system. Nett weight: 0.52kg



MS 805 / 810 / 815 SINK WASTE

Injection moulded from polypropylene co-polymer and available in various sizes to match different outlet sizes. Supplied with back-nut and rubber washer. Available in 70,73 and 85mm diameter. Nett weight: 0.10kg

